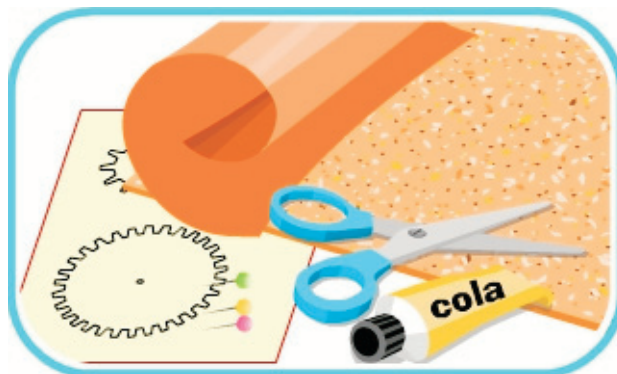


Vamos experimentar as rodas dentadas


Materiais

- 1 cartolina
- Cortiça
- Três pioneses
- 1 tesoura
- Cola
- Molde das rodas dentadas

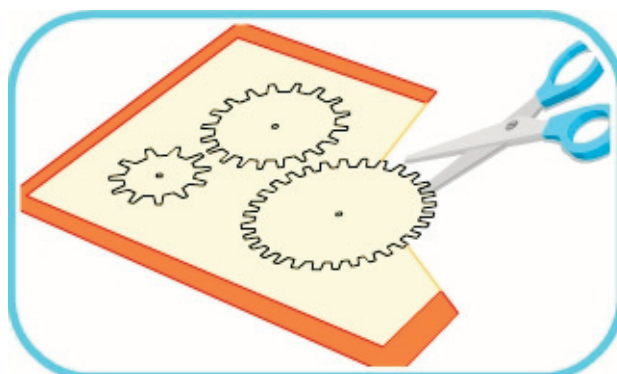


Como fazer

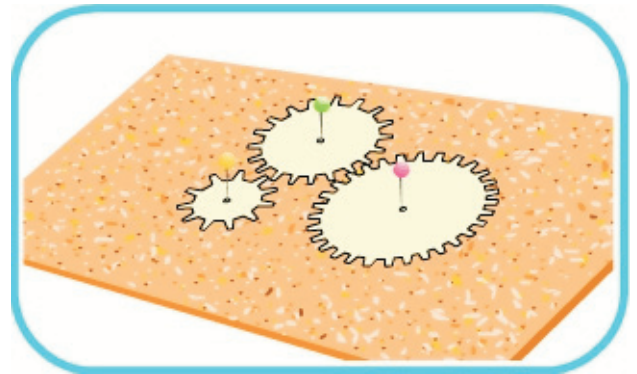
1. Cola os moldes das rodas dentadas na cartolina.



2. Recorta os moldes.



3. Segura as rodas dentadas à cortiça com o pionés.



4. Faz com que as rodas encaixem umas nas outras e roda-as.

